



Crop Protection



2021 – 2023 Supply

Channel Inventory

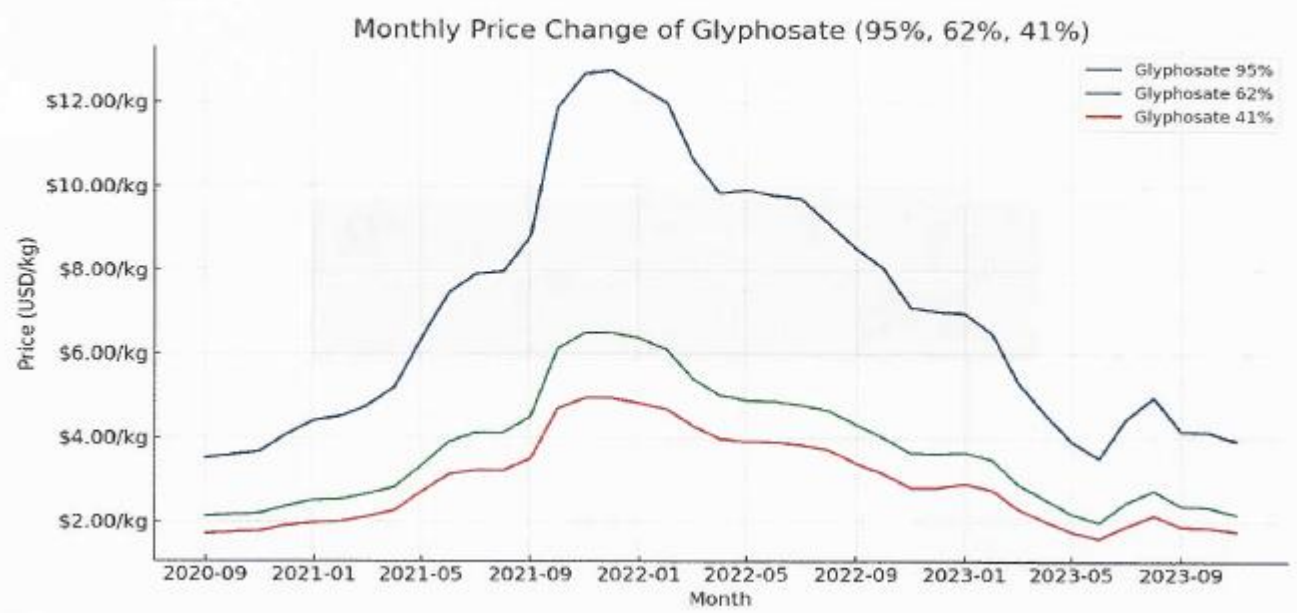
Increased Suppliers

Devaluation



View of Crop Protection Prices

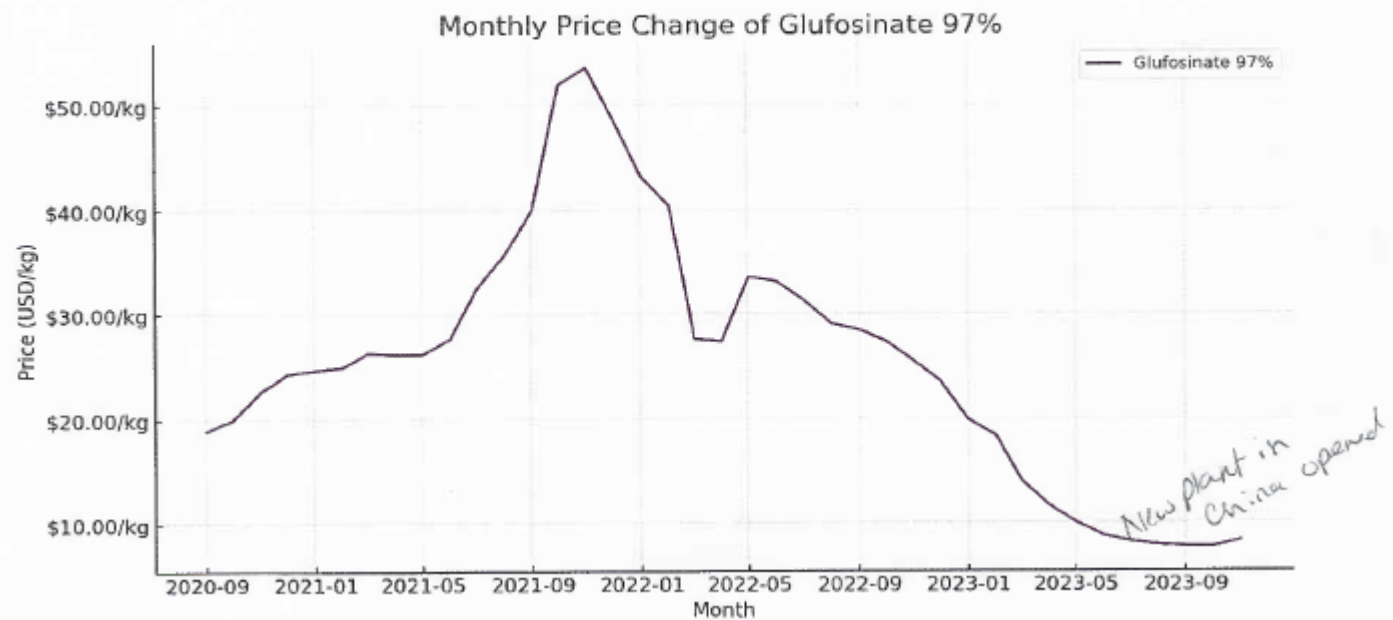
Glyphosate – Price Graph *Acid 6 \$4*





View of Crop Protection Prices

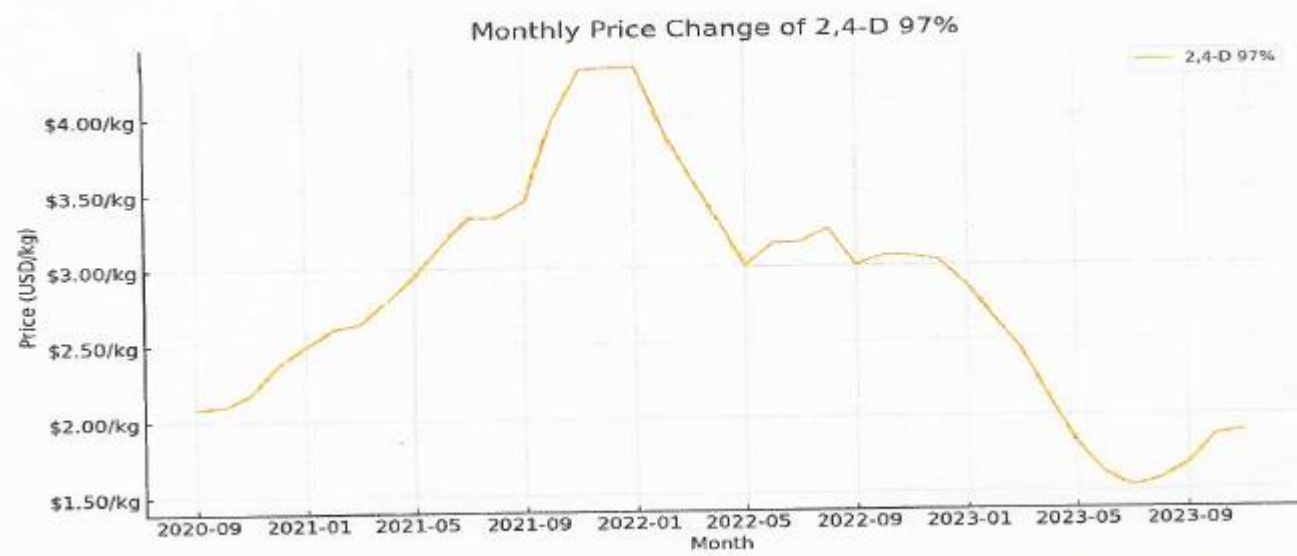
Glufosinate – Price Graph





View of Crop Protection Prices

2,4-D 98%





View of Crop Protection Prices

Dicamba 98%





Pricing Today

(USD/kg)

| Als | Types | Feb, 2024 | Jan, 2024 | MoM Change | HoH Change | Change Past 6 Mth |
|------------------------|-------|-----------|-----------|------------|------------|-------------------|
| 2,4-D 98% | H | 1.70 | 1.70 | | ↓15.00% | |
| Atrazine 97% | H | 3.40 | 3.40 | | ↓3.00% | |
| Clodinafop 97% | H | 25.81 | 25.81 | | ↓4.00% | |
| Diuron 98% | H | 4.70 | 4.70 | | | |
| Glufosinate 95% | H | 7.70 | 8.00 | ↓3.75% | ↓1.00% | |
| Glyphosate 95% | H | 3.55 | 3.60 | ↓1.39% | ↓15.00% | |
| Imazapic 95% | H | 26.00 | 27.00 | ↓3.70% | ↓16.00% | |
| Imazethapyr 98% | H | 18.50 | 19.20 | ↓3.65% | ↓13.00% | |
| Metolachlor 97% | H | 4.20 | 4.20 | | ↓16.00% | |
| Oxadiazon 95% | H | 21.00 | 21.94 | ↓4.28% | ↓11.00% | |
| Oxyfluorfen 98% | H | 17.00 | 17.00 | | ↓13.00% | |
| Quinclorac 98% | H | 35.00 | 35.00 | | ↓3.00% | |
| Tribenuron-methyl 95% | H | 22.00 | 22.00 | | ↓12.00% | |
| Trifluralin 95% | H | 4.00 | 4.00 | | ↓9.00% | |
| Abamectin 95% | I | 47.00 | 48.00 | ↓2.08% | ↓5.00% | |
| Acetamiprid 96-98% | I | 9.80 | 10.20 | ↓3.92% | ↓7.00% | |
| Bifenthrin 98% | I | 18.15 | 18.50 | ↓1.89% | ↓10.00% | |
| Imidacloprid 95-97% | I | 11.15 | 11.50 | ↓3.04% | ↓6.00% | |
| Lambda-cyhalothrin 97% | I | 14.16 | 14.80 | ↓4.32% | ↓12.00% | |
| Pymetrozine 97% | I | 12.92 | 13.48 | ↓4.15% | ↓10.00% | |
| Indoxacarb(9:1) | I | 105.00 | 107.00 | ↓1.87% | ↓5.00% | |
| Azoxystrobin 98% | F | 20.00 | 20.00 | | ↓5.00% | |
| Captan 94% | F | 3.40 | 3.40 | | ↓3.00% | |
| Chlorothalonil 98% | F | 2.31 | 2.30 | | ↓4.00% | |
| Fluazinam 98% | F | 21.60 | 21.60 | | ↓6.00% | |
| Propiconazole 95% | F | 10.00 | 10.80 | ↓7.41% | ↓22.00% | |
| Prothioconazole | F | 20.67 | 21.00 | ↓1.57% | ↓29.00% | |
| Tebuconazole 98% | F | 6.15 | 6.20 | ↓0.81% | ↓5.00% | |
| Ethephon 71.3% | PGR | 2.30 | 2.30 | | ↓4.00% | |



Dicamba

Sale and Apply Deadline Dates

Limited Channel Inventory

Replacement Products

Risk for other AIs



Seed



Minor Increase in Cost

Production Costs

Trait Changes

Increase in small seeds